



### District Report Card: 2017


<b>State:</b> Arunachal Pradesh	<b>District:</b> Siang
<b>Class:</b> 8	<b>Subject:</b> Language
<b>Schools:</b> 16	<b>Students:</b> 351


### Participation/Coverage


#### Students

<div>GENDER</div> <div></div>	Boys		Girls	
	Number	%	Number	%
	177	50.43	174	49.57

<div>AREA</div> <div></div>	Rural		Urban	
	Number	%	Number	%
	199	56.70	152	43.30

<div>CATEGORY</div> <div></div>	SC		ST		OBC		GEN	
	Number	%	Number	%	Number	%	Number	%
	5	1.42	333	94.87	1	0.28	12	3.42

<div>CWSN</div> <div></div>	LD	VI	HI	S&LD	ID	Oth
	1	3	2	0	12	0

<div>Management</div> <div></div>	Government		Government-aided	
	Number	%	Number	%
	284	80.91	67	19.09

### Average Performance of Students in Language (%)

Overall	Gender		Area		Management		Social Group			
	Male	Female	Rural	Urban	Govt.	Aided	SC	ST	OBC	GEN
50.26	50.66	49.85	45.90	55.96	51.29	45.87	50.67	50.27	53.33	49.44

## Performance on Learning Outcomes (LOs)

Learning Outcomes	Description	Average Performance(%)
L813	Read textual/non-textual materials with comprehension and identifies the details, characters, main idea and sequence of ideas and events while reading	50.26

Range of Performance of Students who Answered Correctly							
Below 30%		30% - 50%		50% - 75%		Above 75%	
Number	%	Number	%	Number	%	Number	%
63	17.95	102	29.06	156	44.44	30	8.55

## Lowest Performing Learning Outcomes (LOs)

1 - Read textual/non-textual materials with comprehension and identifies the details, characters, main idea and sequence of ideas and events while reading (50.26)